



HOME
Buyers
Guide





Contents

The home buying process – a brief, step-by-step overview	2
A home buyer’s glossary	8
To buy or not to buy – considerations for first-time home buyers in this market.....	13
The loan process – financing your home purchase	17
Successfully negotiating the deal.....	22
Expect great service from your REALTOR®	26
Home search worksheet.....	28



HOME Buyers *Guide*

The home buying process – a brief, step-by-step overview


If you're like most people, buying a home represents your single biggest investment – and debt. As such, the home buying process can be one of the most exciting, but sometimes also stressful, experiences you ever go through. And this is true whether you've bought many homes or you're looking to buy your first, whether you're in the market for a new primary residence, an investment property or that perfect vacation getaway.

Moreover, never has the real estate market offered more great opportunities, or been fraught with more risks, than now. There are so many factors to consider and so many decisions to make. That's why, when buying, it's crucial for you to have all the available resources necessary to make a well-informed decision, together with the time required to make complete use of them. That's also why you should enlist the help of a trusted REALTOR® who'll be able to provide you with expert consultation at each step of the buying process.

Generally, finding and purchasing a home includes the following steps, some of which are examined in more detail throughout this booklet:

1. Define Your Goals, Research Your Options, Make Your Plans

Given that buying a home is such a big step, it's all the more important for you to educate and prepare yourself as much as possible in advance. This means clearly determining why you're buying and what kind of home you're looking for. And because buying and financing a home are so closely related, it also means examining your current financial situation and projecting how much you can afford.



HOME Buyers *Guide*

Once you've answered these questions even tentatively you'll be in a better position to research your housing and mortgaging options, as well as create an action plan and timelines for moving forward. You may want to do this yourself, but you may also benefit by consulting an experienced REALTOR® right from the start.

2. Contact A REALTOR®

Buying real estate is a complex matter at the best of times, given that there are so many factors to consider and no two homes or transactions are alike. However, with all the unique opportunities and potential pitfalls of the current market, it's even more important for you to contact a REALTOR® once you've definitely decided to buy.

In choosing a REALTOR® to guide you through the property search, financing, negotiation and transaction processes, you should consider their local market knowledge, experience and track record.

3. Get Pre-Approved For A Loan

Generally, it is recommended that you get pre-qualified for a loan before you start viewing homes with the serious intention of buying. The pre-approval process involves meeting with a lender and authorizing them to examine your current financial situation and credit history. On the basis of this examination the lender will provide you with a document that details how much you can borrow to buy a home.



HOME Buyers Guide

The benefits of pre-qualification include:

- *You'll have information about what you can afford and be able to plan accordingly*
- *As a qualified, motivated buyer you'll be taken more seriously when you make an offer on a home*
- *Lenders can tell you whether you qualify for any special programs that will enable you to afford a better home (particularly if you're a first-time buyer)*


Real estate financing is available from many sources, and an experienced REALTOR® will be able to suggest lenders with a history of offering excellent mortgage products and services. For more information about the benefits of pre-approval and the loan process in general, see The loan process – financing your home purchase, on page 17.

4. View Homes And Select THE ONE

Simply put, key to the home search process is knowing what you're looking for. Among other things, that means distinguishing between “must-haves” and “like-to-haves”. To help you to target your search and define your home preference priorities, this guide includes a Home search worksheet on page 28.

That said, here are a few recent facts about the search process that might put your experience in perspective:

- *87% of buyers use the Internet to search for homes*
- *The typical buyer searches for 10 weeks and views 10 homes*
- *81% of buyers view real estate agents as very helpful in the search process*



HOME Buyers Guide

There are many benefits to starting the search process at a real estate website like REALTOR.com®, the world's most extensive source for property information. You can view many homes and their details, take video tours and access neighborhood info.

However, it's also important to view homes in person. While their property details may seem similar online, homes can actually be very different in terms of layout, design, workmanship and other aspects. In addition, you should ideally view homes with the help of an experienced and eagle-eyed REALTOR® who'll notice things you might miss, provide expert analysis, and act as an impartial sounding board.

5. Make An Offer And Negotiate With The Seller

Now that you've found the home you'd like to buy, it's time to make an offer. Your local real estate association, working with legal counsel, has developed the contracts that are used for transactions in your area. These contracts enable you to specify a sale price and also include many clauses for specifying various terms of purchase, such as the closing and possession dates, your deposit amount, and other conditions. You should carefully review these clauses with your REALTOR® to ensure that they express your desired offer. In addition to drawing up the contract, your REALTOR® will be happy to address all your questions about the offer process.*

Once you've written the offer your REALTOR® will present it to the seller and the seller's representative. At that point, the process – given that a home's eventual sale price is subject to supply and demand – will depend on the kind of market you're in. Generally though, the seller can accept your offer, reject it, or counter it to initiate the negotiation process.

* Customs for drawing up contracts vary by region.



HOME Buyers *Guide*

Successive counter-offers, with deadlines for responding and meeting conditions, will be exchanged between you and the seller until a mutually-satisfactory pending agreement is reached or the negotiations collapse.

Negotiations can involve many factors relating to different market conditions, homes and sellers, some of which are examined in *Negotiating The Deal*, on page 22.

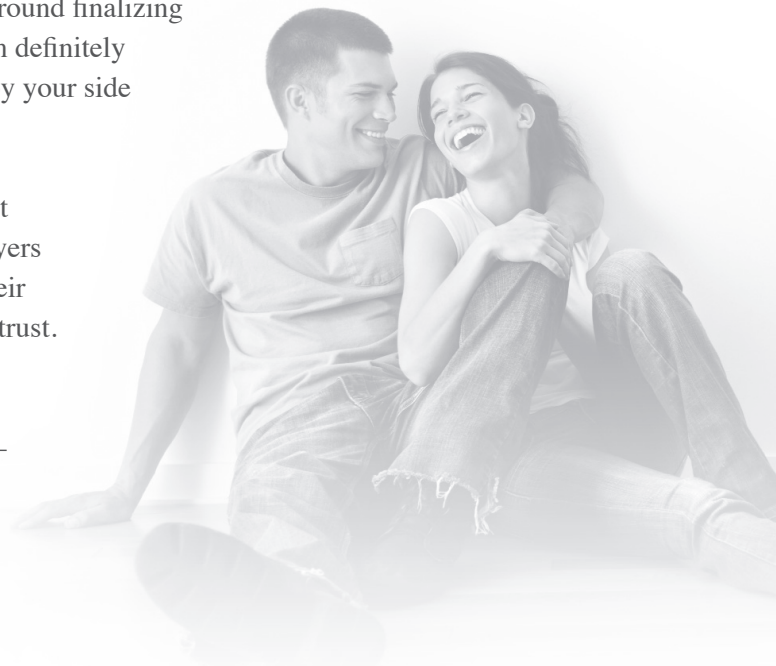
6. Secure Your Financing

Once you have a pending agreement with the seller, it's time to go back to your chosen lender to finalize your mortgage details so you can close the deal. This means finalizing your down payment, interest rate, regular payment schedule and any other financial conditions associated with the closing.

As noted in the section on loan pre-approval, if you've already been qualified with a lender for a certain loan and home purchase, this phase of buying your new home should be a relatively straightforward matter that centers around finalizing the loan details and signing the mortgage papers. That said, it can definitely provide peace of mind if you have an experienced REALTOR® by your side at the time to explain every aspect of your mortgage.

Indeed, your future may depend on it. As the old saying goes, 'let the buyer beware'. Particularly in these times, when so many buyers are suffering the consequences of having not fully understood their financing decisions, it's crucial for you to work with people you trust. In this regard, a good REALTOR® can be a true friend for life.

For more information on the loan process, see *The loan process – financing your home purchase*, on page 17.




HOME Buyers Guide

7. Close The Deal

If you've efficiently taken care of everything connected with purchasing your next home, the experience of taking ownership will be a positive joy with no surprises. Key steps to the closing, also referred to as the "escrow" or "settlement", include:

- **Getting a Title Search** – an historical review of all legal documents relating to ownership of the property – to ensure that there are no claims against the title of the property. It is also necessary to purchase Title Insurance in case the records contain errors or there are mistakes in the review process.
- **The Final Walk-through** – you'll be given the chance to look at the home to make sure it's in the same condition as when you signed the sale agreement.
- **The Settlement** – typically, on the Closing Date you'll go to a lawyer's office to verify and sign all the paperwork required to complete the transaction. The settlement will include your paying your closing costs, legal fees, property adjustments and transfer taxes. At that point, you'll receive the property title and copies of all documentation pertaining to the purchase.

Oh, and one more thing – you'll get the keys. In most cases, Possession Date will fall within a couple days, at which point you'll be able to move into your new digs.



HOME Buyers Guide

A home buyer's glossary

When buying a home, it's important to understand some of the key concepts and terms. Throughout the purchase process, your REALTOR® will be available to explain any unfamiliar terms you encounter. That said, here is a short list of terms you'll want to know:

Abstract Of Title – A complete historical summary of the public records relating to the legal ownership of a particular property from the time of the first transfer to the present.

Adjustable Rate Mortgage (ARM) – Also known as a variable-rate loan, an ARM is one in which the interest rate changes over time, relative to an index like the Treasure index.

Agreement of Sale – Also known as contract of purchase, purchase agreement, or sales agreement according to location or jurisdiction. A contract in which a seller and buyer agree to transact under certain terms spelled out in writing and signed by both parties.

Amortization – The process of reducing the principal debt through a schedule of fixed payments at regular intervals of time, with an interest rate specified in a loan document.

Appraisal – A professional appraiser's estimate of the market value of a property based on local market data and the recent sale prices of similar properties.



HOME Buyers Guide

Assessed Value – The value placed on a home by municipal assessors for the purposes of determining property taxes.

Closing – The final steps in the transfer of property ownership. On the Closing Date, as specified by the sales agreement, the buyer inspects and signs all the documents relating to the transaction and the final disbursements are paid. Also referred to as the Settlement.

Closing Costs – The costs to complete a real estate transaction in addition to the price of the home, to include: points, taxes, title insurance, appraisal fees and legal fees.

Contingency – A clause in the purchase contract that describes certain conditions that must be met and agreed upon by both buyer and seller before the contract is binding.

Counter-offer – An offer, made in response to a previous offer, that rejects all or part of it while enabling negotiations to continue towards a mutually-acceptable sales contract.

Conventional Mortgage – One that is not insured or guaranteed by the federal government.

Debt-to-Income Ratio – A ratio that measures total debt burden. It is calculated by dividing gross monthly debt repayments, including mortgages, by gross monthly income.



HOME Buyers Guide

Down Payment – The money paid by the buyer to the lender at the time of the closing. The amount is the difference between the sales price and the mortgage loan. Requirements vary by loan type. Smaller down payments, less than 20%, usually requires mortgage insurance.

Earnest Money – A deposit given by the buyer to bind a purchase offer and which is held in escrow. If the property sale is closed, the deposit is applied to the purchase price. If the buyer does not fulfill all contract obligations, the deposit may be forfeited.

Equity – The value of the property, less the loan balance and any outstanding liens or other debts against the property.

Easements – Legal right of access to use of a property by individuals or groups for specific purposes. Easements may affect property values and are sometimes part of the deed.

Escrow – Funds held by a neutral third party (the escrow agent) until certain conditions of a contract are met and the funds can be paid out. Escrow accounts are also used by loan servicers to pay property taxes and homeowner's insurance.

Fixed-Rate Mortgage – A type of mortgage loan in which the interest rate does not change during the entire term of the loan.



HOME Buyers Guide

Home Inspection – Professional inspection of a home, paid for by the buyer, to evaluate the quality and safety of its plumbing, heating, wiring, appliances, roof, foundation, etc.

Homeowner's Insurance – A policy that protects you and the lender from fire or flood, a liability such as visitor injury, or damage to your personal property.

Lien – A claim or charge on property for payment of a debt. With a mortgage, the lender has the right to take the title to your property if you don't make the mortgage payments.

Market Value – The amount a willing buyer would pay a willing seller for a home. An appraised value is an estimate of the current fair market value.

Mortgage Insurance – Purchased by the buyer to protect the lender in the event of default (typically for loans with less than 20% down. Available through a government agency like the Federal Housing Administration (FHA) or through private mortgage insurers (PMI).

Possession Date – The date, as specified by the sales agreement, that the buyer can move into the property. Generally, it occurs within a couple days of the Closing Date.

Pre-Approval Letter – A letter from a mortgage lender indicating that a buyer qualifies for a mortgage of a specific amount. It also shows a home seller that you're a serious buyer.



HOME Buyers Guide

Principal – The amount of money borrowed from a lender to buy a home, or the amount of the loan that has not yet been repaid. Does not include the interest paid to borrow.

Purchase Offer – A detailed, written document which makes an offer to purchase a property, and which may be amended several times in the process of negotiations. When signed by all parties involved in the sale, the purchase offer becomes a legally-binding sales agreement.*

Title – The right to, and the ownership of, property. A Title or Deed is sometimes used as proof of ownership of land. Clear title refers to a title that has no legal defects.

Title Insurance – Insurance policy that guarantees the accuracy of the title search and protects lenders and homeowners against legal problems with the title.

Truth-In-Lending Act (TILA) – Federal law that requires disclosure of a truth-in-lending statement for consumer loans. The statement includes a summary of the total cost of credit.

Title Search – A historical review of all legal documents relating to ownership of a property to determine if there have been any flaws in prior transfers of ownership or if there are any claims or encumbrances on the title to the property.

* The purchase offer and contract procedures vary by region.



HOME Buyers *Guide*

To buy or not to buy – considerations for first-time home buyers in this market

Buying your first home is a major step. There's a lot you need to know to make the right decisions – and also to avoid making the wrong ones. And that's particularly true in this current buyers' market, when there are so many homes available and sellers have such diverse motivations.

The good news is that if you know what you're doing, or if you're working with a highly-experienced REALTOR® who does, this market offers fantastic opportunities to get a great home at a great price.

Also, be aware that “first-time buyer” doesn't necessarily mean someone who has never owned real estate before. Under the terms of the current Federal tax credit (see below) and other State programs, “first-time buyer” refers to those who have not owned property within the past three years. For details, speak with your local REALTOR®.

Owning Versus Renting

Without question, owning a home comes with responsibilities and risks that you don't have to worry about when you rent, such as a mortgage, taxes, homeowner's insurance, maintenance and repairs, to name a few.



HOME Buyers Guide

However, financial advisors – not to mention homeowners themselves – say there are far more advantages to owning:

- *Historically, it has trended that over time, you'll lose money by renting instead of owning your own home. Why not build up equity in a home instead of paying your landlord's mortgage?*
- *Although there are periodic market drops, historically owning a home has been a prime financial investment*
- *You can take advantage of many ongoing tax benefits, like deducting the interest on your mortgage and property taxes from your income tax*
- *Owning a home isn't just a good investment in financial terms, it's also an investment in a higher quality of life – particularly if you have a family or if you're planning one*
- *There is a special kind of pride in the ownership and upkeep of a home that you won't get with renting*

At the end of the day, it just feels good to own your own home. You can decorate it any way you like, renovate or build additions, personalize your landscaping

Do You Qualify To Own?

There's only one way to find out: go to your bank and/or another lending institution and allow them to perform a credit check and analyze your financial situation generally.



HOME Buyers Guide

You might be surprised, because the pity is that there are many renters who financially qualify to own their own homes, but don't realize it. Are you in this category? It would be a shame if you wanted to own your own home, but didn't know you could – particularly in this perhaps once-in-a-lifetime buyers' market.

Also, keep in mind that you may be eligible for loans insured by the Veterans Administration (VA) or the Federal Housing Administration (FHA).

Is It A Good Time To Buy?

Generally speaking, if you're financially qualified, your timing couldn't be better. In fact, few markets have ever offered the kinds of opportunities that currently exist for first-time home buyers, because:

- *Home prices are down generally*
- *Mortgage rates are historically low. You might be able to lock-in at a very low rate on a 30-year mortgage!*
- *There is a large listing inventory generally – i.e. plenty of homes to choose from*
- *There are many foreclosed homes and distress sale listings available at greatly reduced prices*
- *There are many builder liquidations – i.e. new homes – available at greatly reduced prices*



(The information above is based on market conditions at time of this printing.)

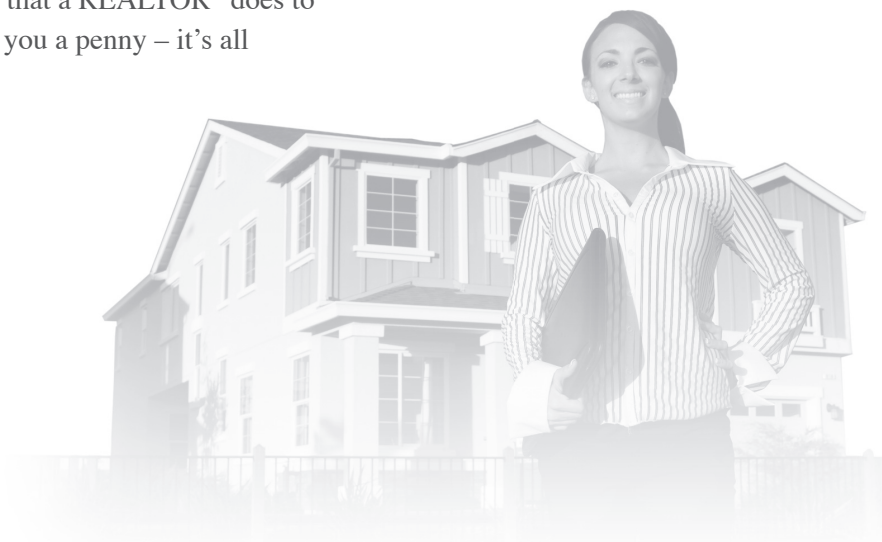
HOME Buyers *Guide*

Also, as part of an economic stimulus package approved by the U.S. Congress and signed by President Obama in February 2009, first-time home buyers are eligible for an \$8,000 tax credit if they purchase a home by November 30th, 2009. As of this writing, senior members of Congress are working to extend – and perhaps increase – this tax credit into 2010.

Additionally, many States and local jurisdictions have programs to supplement the Federal tax grant.

So the bottom line is that if you are currently renting but really want to own a home, this is a fantastic time to buy. And again, you may qualify to buy and not know it. So talk to a knowledgeable, experienced REALTOR® about your options. Your REALTOR® will not only be able to guide you towards getting all the financial support you qualify for, but you'll also get the scoop on the many and various great real estate opportunities currently available.

Not only that, but in case you didn't know, all the work that a REALTOR® does to help you find, finance, and purchase a home won't cost you a penny – it's all paid for by the seller!



HOME Buyers *Guide*

The loan process – financing your home purchase

Unless you're one of the rare few able to pay cash for your home, central to buying is finding the right lender and mortgage product. There are many different kinds of lending institution, offering a wide range of loans and special programs. In fact, you should diligently research your options and shop around for a mortgage with as much care as you take when looking for a home.

Here are the main steps to securing the mortgage that best suits your needs.

Educate Yourself About Your Options

Sad to say, but we're currently in a time when a great many people are suffering the consequences of having made poor – and perhaps ill-advised – mortgage decisions. That's why it's crucial for you to learn as much as you can about your mortgage options.

There are myriad loan types and programs available through thousands of banks, finance companies, credit unions, and other assorted lenders. Not surprisingly, there are just as many sources of information about mortgages. Web sites like REALTOR.com®, books, news articles, seminars, mortgage brokers, lenders, and knowledgeable REALTORS® can all help you make your way through the labyrinth of financing possibilities, so make use of them. And be sure to get a few opinions.

In short, do your homework before you put your name on the line, because what you don't know could hurt you.



HOME Buyers *Guide*

Sincerely Examine Your Financial Situation

Together with educating yourself about your loan options, you should be asking yourself how much mortgage and down payment you can really afford. Make yourself accountable. What might you be giving up – not just every month, and also perhaps 20 years down the road – by extending yourself further? Maybe taking on a larger mortgage will pay off greatly as an investment, maybe it won't. Be sure to weigh the risks and opportunity costs.

Along these lines, REALTOR.com® provides you with a variety of loan calculators that will help you determine what your regular payments will be based on your projected down payment, the loan principal, the interest rate, the mortgage term, and so on.

One other point to note is that some lenders will qualify you for the maximum they're willing to lend which, however, may be more than you can truly afford given all your other responsibilities. Additionally, be sure to factor all related taxes, insurance, improvements, homeowner fees and all other potential costs into the equation. The bottom line is that you should make a list of your monthly expenses, as well as project your financial commitments during the life of the mortgage. This will provide a realistic figure of what you can afford.



HOME Buyers *Guide*

In shopping for a loan you should consider two main sources: direct lenders and mortgage brokers. Direct lenders have the money and make the decisions, but have a limited number of in-house products to offer. Brokers are intermediaries who charge a fee, but who can provide you with loan options from many sources and can often save you money overall. In this case, you might consult your REALTOR® as they may have some beneficial connections.

Your Basic Mortgage Options

Generally, there are two ways you can go: a fixed-rate mortgage with an interest rate that remains the same for the life of the loan, or an adjustable-rate mortgage (ARM) with a rate that adjusts up or down, depending upon economic trends.

The advantages of a fixed-rate mortgage – particularly if you lock in at a low rate – are that they protect you against the risk of rising interest rates, and their stability can also make it easier for you to plan and budget your short and long-term expenses. Their down side is that they generally have higher rates than ARMs at any given time, and by locking in you run the risk of being trapped at a relatively high rate if interest rates fall.

In this connection, another main consideration when getting a fixed-rate mortgage is the term. Shorter term mortgages like a 15-year have lower rates than a 30-year. The shorter term and lower rate mean that you'll pay both less principal and interest over the life of the loan, although your monthly payments will generally be higher.



HOME Buyers *Guide*

On the other hand, an adjustable-rate mortgage's (ARM) rate is commonly based on the U.S. Treasury index for a one-year Treasury bill, although it may also be geared to other indexes. Generally, lenders add 2-4% to the index rate to get their ARM rate. Initially, the rate is lower than the fixed rate by a quarter point to two points or more. This rate will periodically adjust within set limits or "caps" that are specified by the terms of the loan.

Finally, it must be reiterated that the loan you ultimately qualify for will depend on your credit status. The best rates and terms are only available to those with solid credit so, if possible, pay off your credit cards and make all other bill payments in full and on time.

Apply For A Mortgage

Once you've reached a pending agreement with a seller to buy a home you'll have all the details you need to formally apply for a mortgage.

When you meet with your chosen lender to complete the application you'll need to provide information – if you didn't during the pre-approval process – about your household income, job tenure and stability, assets and existing debt, and regular expenses. This may take the form of pay stubs, bank and investment statements, tax returns and other documentation. The lender will also check your credit status.



HOME Buyers *Guide*

During the application process you'll discuss your different loan options and programs you qualify for, as well as finalize the size of your down payment. If you place less than 20% down, the lender will require the mortgage to be guaranteed by a third party such as the Veterans Administration (VA), the Federal Housing Administration (FHA) or a private mortgage insurer (PMI).

Generally, because there are so many considerations and so much at stake, make sure you bring all your questions to the table, and this includes asking the lender to explain all terms of the mortgage. You may find that having a trusted and knowledgeable REALTOR® by your side to explain every aspect of the mortgage contract will increase your peace of mind.

Lastly, if you're deemed worthy of the loan you're seeking, the lender will often have the home you're buying professionally appraised to ensure that it is worth the purchase price.



HOME Buyers *Guide*

Successfully negotiating the deal

Negotiating the transaction is usually the most complex aspect of buying a home. At the same time, it's the one that can involve the most creativity. That's why it's important to have an experienced and savvy REALTOR® who has successfully worked through many different transaction scenarios.

That said, what follows are a few strategies for negotiating a good deal in a buyer's market like this one, all of which involve: presenting yourself as a serious buyer while, at the same time, keeping your emotions in check; trying to understand and respect the priorities of the seller; being creative and, where necessary, willing to compromise to get the deal done.

Strike A Balance – Motivated But Not Too Eager

For you, as a buyer in a buyers' market, it all starts before you even make an offer, the first time you see that home you think might be THE ONE. It's important that you not give yourself away to the listing agent by getting too excited about your "find". If anything, ask a few questions, maybe take a few notes, and let your REALTOR® do most of the talking.



HOME Buyers Guide

The point is that ideally you're trying to strike a balance by appearing, on the one hand, to be a qualified, motivated buyer while, on the other hand, not appearing to be too eager. You'll demonstrate that you're a serious buyer – the kind sellers look for – at the time you make the offer, particularly if you:

- *Have already sold your present home (if you have one); or in any case, make it clear that you're not dependent upon selling in order to buy*
- *Make an all-cash offer or show that you've been pre-approved for a loan*
- *Provide an attractive “earnest” deposit with the offer*
- *Make a reasonable offer that still gives you room to negotiate your price*

Not only will this approach show that you're qualified and motivated, it will place you in a stronger negotiating position overall. The sellers won't want to lose you and so will be more inclined to reduce their price a little and/or make some concessions with respect to terms.

Understand And Respect The Seller's Priorities

If, through the negotiations, you can find out through more about the seller's situation and priorities you'll not only improve your position, but you'll also be able to resolve any obstacles more creatively and sensitively.

For instance, if a seller is adamant about the sale price they might be more flexible about taking care of a few repairs or part of the transaction costs. Or if they need a certain closing date, you might be able to get them to concede some other terms. There are no “one size fits all” approaches to negotiating, particularly in the current market when there are so many distress sales. In principle, though, the more you know about the seller's priorities, the more you'll be able to work with them in order to achieve your own priorities.



HOME Buyers Guide

Look Beyond The Price

While a home's sale price is generally the focus of negotiations, often sellers will have needs such that the terms of purchase can significantly influence the final deal. Additionally, it is in relation to the terms – which can represent thousands of dollars in value – where you can get most creative when it comes to resolving the obstacles to transacting. Here are some elements in the purchase agreement that you might put on the table for discussion:

- *An all-cash offer by you*
- *The amount of earnest money deposit you provide*
- *Closing and Possession Dates*
- *Inclusion of furniture, fixtures, etc., not considered part of the property*
- *Payment for repairs required by your lender*
- *Payment of taxes, utilities and rents*
- *Payment of title search and insurance*
- *Payment of survey, transfer taxes and recording fees*
- *Payment of general and termite inspections*
- *Payment of attorney's fees*

Along these lines, the key is to get all terms of purchase in writing within the agreement. These terms should then be carefully reviewed and clearly understood by both you and the seller so that you're on the same page and the negotiations move forward.



HOME Buyers Guide

Is It Really THE ONE? If So, Make It So

Even in a buyers' market like this one, if you're really interested in buying the home you're negotiating over – if it really is THE ONE – you should be willing to make some compromises to make the deal happen. If that's not the case, then you should listen to your heart and consider looking for another home – it just might be out there waiting for you . . .

That said, here are a few basic principles of successful negotiation to consider if you're committed to completing your purchase:

- *Remember your priorities and respect the seller's – don't let small things get in the way of your better judgment*
- *If necessary, defer until 'later' – if small issues do get in the way in the midst of big ones, focus on and consolidate your agreement on the big issues and come back to the small ones later*
- *At the end of the day, if there are disagreements about relative small expenses, split the difference and smile*

The reality is that most negotiations proceed without much problem.

In the event that there are difficulties but you're committed to buying the home, remember: where there's a will there's a way.



HOME Buyers Guide

Expect great service from your REALTOR®

Many REALTORS® are buyer specialists who focus on helping people successfully find and buy the homes they've always wanted. One benefit of using their services is that they hear about listings right when they come on the market – in fact, sometimes even before they're on the market. And that's just the first step. When they work for you they will:

- *Educate you about Buyer Agency, outlining their professional responsibilities to you, including complete Disclosure, Loyalty, Confidentiality, Obedience and Accountability*
 - *Help you explore your financing options and, if required, refer you to some excellent mortgage professionals so you can make the best possible mortgage decision*
 - *Save you time by regularly searching the market for affordable homes that meets your criteria*
 - *Email your specific home requirements to top producing agents in the area so they know they have a qualified purchaser*
 - *View homes with you and provide comparative analysis. They can also refer you to expert home inspectors that will provide more in-depth analysis and advice*
- (cont.)



HOME Buyers Guide

- *Provide consultation in relation to your written offer to purchase a home, with all terms approved by you*
- *Negotiate the best possible price and terms for you and take care of all the documentation details*
- *Keep you fully informed about all activities that lead to the transaction closing*
- *Assist you, if necessary, in finding any home-related services you need.*

In short, they'll provide you with comprehensive, high-quality buyer's service.

So when you decide to buy a home, or if you hear that any of your family and friends are looking to buy, be sure to take advantage of the knowledge, experience and professionalism of a REALTOR®.



HOME Buyers Guide

Home search worksheet

Main Requirements

Price range: _____ Lot size: _____
Area: _____ Square footage: _____
Detached/Attached: _____ Number of bedrooms: _____
House style(s): _____ Number of bathrooms: _____
Age of property: _____ Garage: _____

Specific features

(e.g., waterfront, view, large lot, pool, fireplace, basement, garage size, built-in vacuum, distance to school, additional room preferences, etc.):

Additional comments

¹National Association Of REALTORS® Profile of Home Buyers and Sellers, 2008.

HOME Buyers Guide

Home search worksheet

Main Requirements

Price range: _____ Lot size: _____
Area: _____ Square footage: _____
Detached/Attached: _____ Number of bedrooms: _____
House style(s): _____ Number of bathrooms: _____
Age of property: _____ Garage: _____

Specific features

(e.g., waterfront, view, large lot, pool, fireplace, basement, garage size, built-in vacuum, distance to school, additional room preferences, etc.):

Additional comments

¹National Association Of REALTORS® Profile of Home Buyers and Sellers, 2008.

HOME Buyers Guide

Home search worksheet

Main Requirements

Price range: _____ Lot size: _____
Area: _____ Square footage: _____
Detached/Attached: _____ Number of bedrooms: _____
House style(s): _____ Number of bathrooms: _____
Age of property: _____ Garage: _____

Specific features

(e.g., waterfront, view, large lot, pool, fireplace, basement, garage size, built-in vacuum, distance to school, additional room preferences, etc.):

Additional comments

¹National Association Of REALTORS® Profile of Home Buyers and Sellers, 2008.

HOME Buyers Guide

Home search worksheet

Main Requirements

Price range: _____ Lot size: _____
Area: _____ Square footage: _____
Detached/Attached: _____ Number of bedrooms: _____
House style(s): _____ Number of bathrooms: _____
Age of property: _____ Garage: _____

Specific features

(e.g., waterfront, view, large lot, pool, fireplace, basement, garage size, built-in vacuum, distance to school, additional room preferences, etc.):

Additional comments

¹National Association Of REALTORS® Profile of Home Buyers and Sellers, 2008.

HOME Buyers Guide

Home search worksheet

Main Requirements

Price range: _____ Lot size: _____
Area: _____ Square footage: _____
Detached/Attached: _____ Number of bedrooms: _____
House style(s): _____ Number of bathrooms: _____
Age of property: _____ Garage: _____

Specific features

(e.g., waterfront, view, large lot, pool, fireplace, basement, garage size, built-in vacuum, distance to school, additional room preferences, etc.):

Additional comments

¹National Association Of REALTORS® Profile of Home Buyers and Sellers, 2008.